

SCRATCH

**Tri-ang**  
Reg'd Trade Mark

**HORNBY**

**MINIC**

**MODEL RAILWAYS & MOTOR RACING | EDITION 15.**



# INDEX


Page	
2	Freightliner Wagons—Introduction—Index.
3	Freightliner Depot and Wagons.
4/5	Model Train Sets.
6/7	Model Train Packs and Track Packs.
8	Toy Train Sets.
9	Model Electric Locomotives and Catenary System.
10/11/12/13	Model Steam and Diesel Locomotives.
14	Locomotive* Assembly Packs.
15	Diecast Model Steam Locomotives.
16/17	Passenger Coaches.
18/19	Wagons and Vans.
20/21	Battle Space.
22/23	Station Buildings.
24/25	Bridges, Signals and Tunnels.
26/27	Track and Publications.
28/29	Building Kits and Scenic Materials.
30	Road and Rail Link.
31	Motorway Sets.
32/33	GT Racing Sets.
34/35	Cars, Lorries and Buses.
36/37	Carplay and Motorway Accessories.
38/39	Minic Track.
40	Frog Aircraft Kits.

Tri-ang Hornby celebrates the 15th Edition of the Catalogue, with the introduction on this page of a complete Freightliner system, comprising further wagons, operating crane and articulated lorry to allow you to bring your model railway system right up to date. In keeping with the latest British Rail practice more locomotives and coaches are presented in the new liveries and more models of modern freight stock have been added to the range.

Within the pages of this catalogue may be found all the necessary components, track, locomotives, rolling stock, buildings, scenic materials and lineside accessories to build the most complex system and for the young modeller who could be confused by this choice, Tri-ang Hornby present a selection of Train Sets both passenger and goods, designed carefully as an introduction to model railways. Step by step Track Packs allow you quickly and economically, to build a layout from the basic oval of a train set. For the benefit of enthusiasts and persons wishing to add a second train to their system there is a choice of special unit packs of famous trains without track called Train Packs.

The excitement of adding motorised cars to your layout can be yours by incorporating a Minic roadway system. Six colourful pages are devoted to bringing to you the large range of vehicles, track and accessories.

\*I.S.O. are the initials of The International Standards Organisation which recommends standards on the dimensions, lifting points and strength of containers to be used for international traffic.



R.634 B.R. FREIGHTLINER WAGON with two 30-foot I.S.O.\* Containers in Pickfords and Containerway Liveries.





R.719 B.R. FREIGHTLINER WAGON with two 30-foot I.S.O.\* Containers in Ford and Sainsbury's Liveries.



**R.633**  
 B.R. FREIGHTLINER WAGON  
 with three 20-foot B.R.  
 Freightliner Containers.

**NEW!**

**R.632**  
 B.R. FREIGHTLINER WAGON  
 with three 20-foot Open B.R.  
 Freightliner Containers.




**NEW!**

**R.635**  
 B.R. FREIGHTLINER WAGON  
 with three 20-foot B.P.  
 Chemical Containers.

**NEW!**

**R.637**  
 B.R. FREIGHTLINER WAGON  
 with three 20-foot Harold Wood  
 Bulk Liquid or Powder Containers.



**R.575**  
 A.E.C. ARTICULATED  
 TRACTOR AND TRAILER  
 with 30-foot I.S.O.\* Tartan Arrow  
 Container. (Available Autumn).

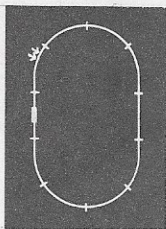

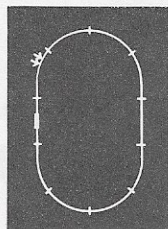


**R.675 B.R. FREIGHTLINER DEPOT CRA NE.** Designed as the central piece of a model Freightliner Depot the crane has three operating movements. The crane jaws can grasp or release a container and lift and transfer it across two rail tracks to a roadway, clearing loaded road or rail vehicles in its path. (Available Autumn).




**CAR-A-BELLE**

**RS.62 "CAR-A-BELLE" TWELVE CAR TRAIN SET.** Contains 0-6-0 Tank Locomotive equipped with Smoke, two car transporter wagons each carrying six MINIX cars, Brake Van and Oval of Track with Automatic Uncoupler.




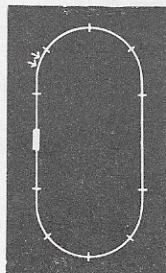
**RAIL FREIGHT**

**RS.89 "RAIL FREIGHT" TRAIN SET.** Contains 0-6-0 Diesel Shunting Locomotive, Bogie Flat Car with three MINIX Vans and Bogie Flat Car with two 20-foot Freightliner containers. Oval of Track with Automatic Uncoupler.



**PULLMAN EXPRESS**



**RS.90 "PULLMAN EXPRESS" TRAIN SET.** Contains "Albert Hall" Express Locomotive, three Pullman Coaches and Large Oval of Track complete with Level Crossing and Automatic Uncoupler.





## DIESEL PULLMAN


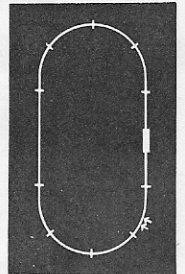
**RS.52 "DIESEL PULLMAN" TRAIN SET.** Three car INTER CITY Diesel train in latest B.R. colours. Contains Diesel Pullman Motor Car, Parlour Car, non-powered Motor Car and large Oval of Track with Automatic Uncoupling device. Diesel Motor cars have bright yellow warning end panels and fully decorated interiors.



## FREIGHTMASTER




**RS.51 "FREIGHTMASTER" TRAIN SET.** Contains Heavy Duty Diesel with Seven Trucks — Horse Box, Cattle Wagon, Milk Tanker, Tri-ang Container Wagon, Three Containers Wagon and Brake Van. Large Oval of Track with Automatic Uncoupler.



## PICK-UP

**RS.24A "PICK-UP" TRAIN SET.** Contains 0-4-0 "Polly" Locomotive, Freight van with opening doors, Open Wagon and Brake Van. Oval of Track with Uncoupler.



These detailed models of well known trains are beautifully boxed in Presentation Packs and, because they do not include track, serve two purposes:—

1. They are an ideal way to add a complete second train to your layout.
2. In conjunction with the Track Layout Packs illustrated below they allow a newcomer to Model Railways to select the layout he wishes to go with his first train.



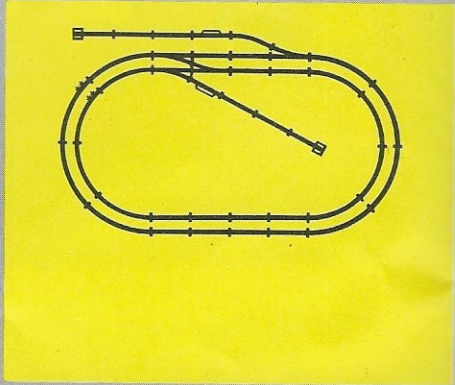
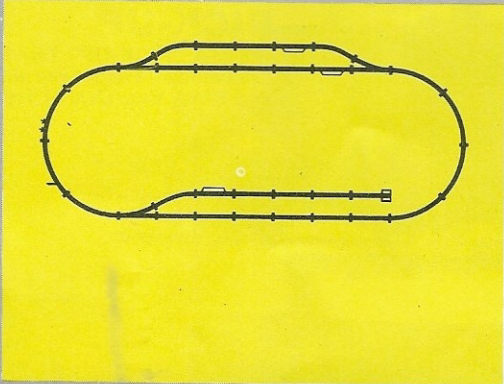
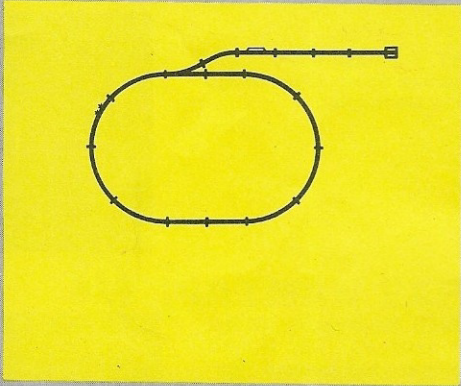
**FREIGHTLINER**

**R.645 "FREIGHTLINER" TRAIN PACK.** Contains Hymek Diesel Locomotive and Freightliner wagons carrying nine standard 20-foot containers.



## Track Layout Packs

Select the layout you prefer to use with one of the Train Packs shown below.



**R.680 LAYOUT.** Contains Point, 7 Straights, 8 Double Curves, Single Curve, Power Clip, Uncoupling Ramp and Buffer Stop.


**R.681 LAYOUT.** Contains 3 Points, 19 Straights, 8 Double Curves, 3 Curves, Power Clip, 3 Uncoupling Ramps and Buffer Stop.

**R.682 LAYOUT.** Contains 4 Points, 20 Straights, 16 Double Curves, Single Curve, 2 Power Clips, 2 Uncoupling Ramps and 2 Buffer Stops.



# STEPHENSON'S ROCKET

**R.346C** "STEPHENSON'S ROCKET" TRAIN PACK. Contains fully detailed model of historic Locomotive and Tender with three period Passenger Coaches and period Locomotive crew.

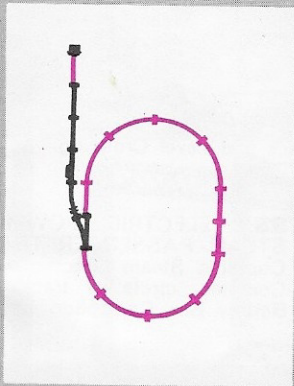


# INTER-CITY

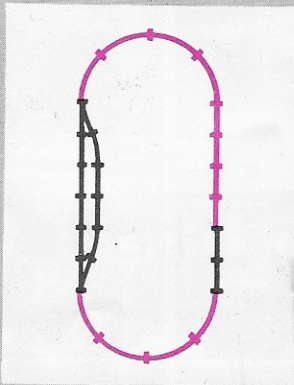
**R.644A** "INTER CITY" TRAIN PACK. Contains Bo-Bo Electric Locomotive, two 2nd Class Coaches and Brake 1st Class Coach of new B.R. passenger stock complete with interior lighting.

## Extra Track Packs

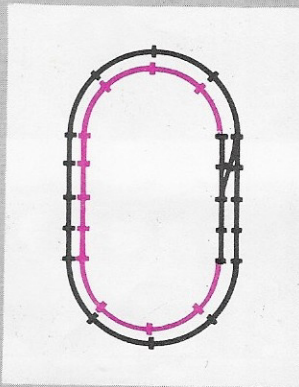
These Packs containing Track and Points are the simplest way of building up your layout from a Train Set Oval. They are shown below added to a Set Oval.



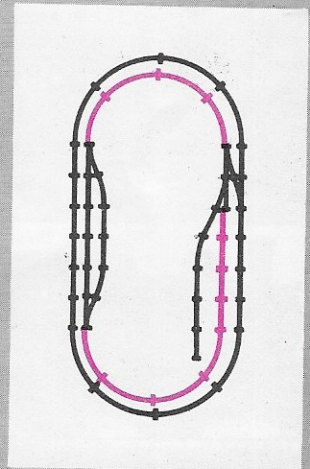
+



+



=



**R.454** SIDING SET. Contains Point, 3 Straights, Curve, Uncoupling Ramp, Buffer Stop and Loading Gauge.

**R.439** PASSING LOOP SET. Contains 2 Points, 8 Straights and 2 Curves.

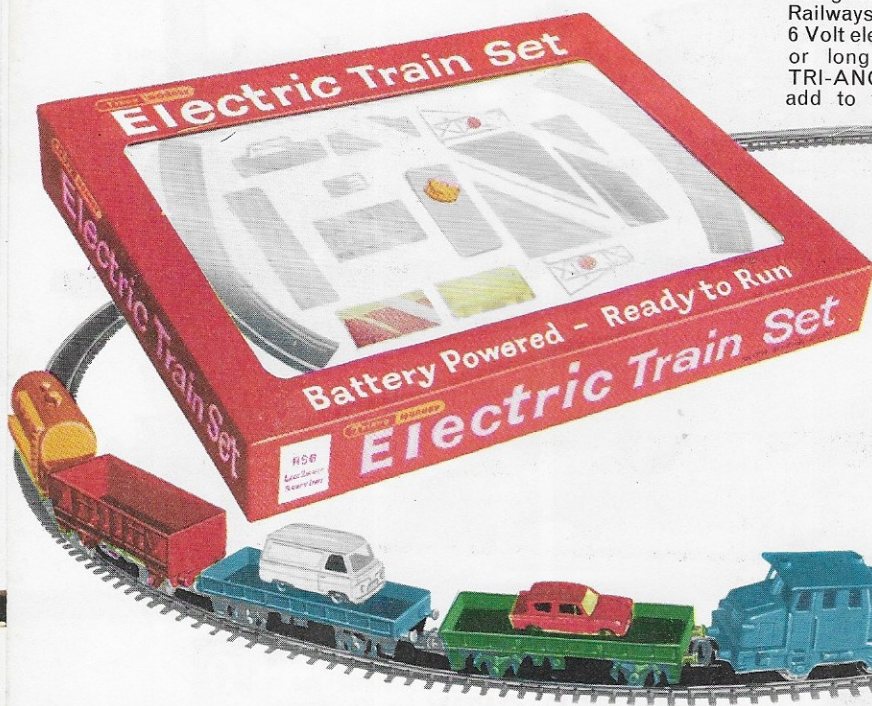
**R.429** TWIN LINE CONVERSION SET. Contains 2 Points, 10 Straights, 8 Double Curves and Power Clip

Train Set Oval to which has been added all three Extra Track Packs.


**Tri-ang**  
Flag Trade Mark**HORNBY**

# Toy Train Sets

These simpler "Lifelike" TOY TRAIN SETS are designed for the Young Newcomer to Model Railways. The Locomotives are either powered by 6 Volt electric motors supplied from torch batteries or long running clockwork motors. Standard TRI-ANG HORNBY accessories may be used to add to the Train Sets.




**RS.6 LARGE ELECTRIC POWERED DIESEL FREIGHT TRAIN.** Contains Diesel Locomotive, 2 Flat Wagons with MINIX Car and Van, Open Wagon, Tank Wagon, Oval of Track, Level Crossing and Battery Box Controller.



**RS.1 CLOCKWORK STEAM FREIGHT TRAIN.** Contains Steam Locomotive with 2 Keys, Open Wagon, Flat Wagon and circle of track.




**RS.2 CLOCKWORK STEAM PASSENGER TRAIN.** Contains Steam Locomotive with 2 Keys, 2 Coaches and circle of track.



**RS.3 LARGE CLOCKWORK STEAM FREIGHT TRAIN.** Contains Steam Locomotive with 2 Keys, 2 Flat Wagon with MINIX Car and Van, Open Wagon, Tank Wagon, Oval Track and Level Crossing.



**RS.4 ELECTRIC POWERED STEAM PASSENGER TRAIN.** Contains Steam Locomotive, Coaches, circle of track and Battery Box Controller.



**RS.5 ELECTRIC POWERED DIESEL FREIGHT TRAIN.** Contains Diesel Locomotive, Open Wagon, Flat Wagon with MINIX Car and Van, Tank Wagon and circle of Track and Battery Box Controller.

# Model Electric Locomotives




**R.753 BO-BO CLASS E.3001 EXPRESS LOCOMOTIVE.** Working Pantograph. Operates from the track or Overhead Catenary System.




**R.351 CO-CO EM2 LOCOMOTIVE** with two working Pantographs. Operates from the Track or from the Overhead Catenary System.

**R.415 15' Section of CATENARY WIRE** with Clip.



**R.419C 2 SINGLE TRACK MASTS AND BASES.** Bases have provision for screw fixing as well as Clip-Fit feature.



**R.580 DOUBLE TRACK GANTRIES.** Pair of Gantries that Clip-fit to double straight tracks to support twin power lines above tracks.




**R.416 15 ft. SINGLE TRACK CATENARY SET.** Contains wire, masts, bases and fixings to erect 15 ft. of straight or curved overhead power line.



**R.418 5 ft. CATENARY EXTENSION AND POINTS SET.** Contains wire, masts, bases and fixings to erect 5 ft. of straight or curved overhead power line, plus a diamond crossing and two points.

f s p  
5-7-6




R.850 4-6-2 CLASS A3 "FLYING SCOTSMAN" in B.R. colours with Tender, glowing firebox and locomotive crew.



f  
4-7-11



R.259S 4-6-2 BRITANNIA CLASS LOCOMOTIVE "BRITANNIA" with crew and Tender.



4-9-6

R.555C TWO CAR DIESEL PULLMAN consists of powered and non-powered cars in new B.R. Liveries complete with interior seating details.




3-9-6




R.258 4-6-2 LOCOMOTIVE "PRINCESS ROYAL" with crew and Tender.

Start building up a Locomotive Stud for the specialised Freight and Passenger Trains run on your Layout from the selection offered by Tri-ang Hornby.


All these Locomotives are precision engineered for long trouble free life and incorporate the highest degree of detailing. Their 12 volt D.C. electric motors have self-aligning, oil retaining sintered metal bearings.



5-7-6



**R.855 4-6-2 CLASS A3 "FLYING SCOTSMAN".** This superb model in authentic L.N.E.R. colours complete with Corridor Tender (shown above) has glowing firebox and locomotive crew.



**R.55CN CANADIAN NATIONAL DIESEL** with working headlight.




**R.59S 2-6-2 TANK LOCOMOTIVE.**



**R.758 HYMEK B-B DIESEL HYDRAULIC LOCOMOTIVE** in new B.R. Livery.




**R.52S 0-6-0 CLASS 3F TANK LOCOMOTIVE**



**R.653S CONTINENTAL 2-6-2 "PRAIRIE" TANK LOCOMOTIVE.**

2-2-6 1-2-6



**R.253 DIESEL DOCK SHUNTER.**


# Tri-ang

Registered Trade Mark

# HORNBY

# Model Locomotives


Tri-ang Hornby Locomotives are designed and built with the utmost care and attention to ensure they give a long life. Details are supplied with each model of the comprehensive World Wide Tri-ang Hornby Service Scheme which will ensure continued smooth running of your Locomotive.



R.759 4-6-0 HALL CLASS LOCOMOTIVE "ALBERT HALL" with crew and Tender.




R.357 A1A-A1A BRUSH TYPE 2 DIESEL ELECTRIC LOCOMOTIVE in new B.R. Livery with yellow warning panel and route indicator.




R.754 0-4-4 "M7 CLASS" LOCOMOTIVE with crew. This superb model has opening smoke box door to show boiler tube detail and firebox glow.



R.150S CLASS B.12 LOCOMOTIVE with crew and Tender.



R.355 0-4-0 INDUSTRIAL LOCOMOTIVE "POLLY".




**R.152** 0-6-0 DIESEL SHUNTING LOCOMOTIVE in new B.R. Livery.



**R.159** TRANSCONTINENTAL DIESEL with working head and tail lights.



**R.751** CO-CO ENGLISH ELECTRIC TYPE 3 DIESEL ELECTRIC LOCOMOTIVE in new B.R. Livery.



**R.356S** 4-6-2 "BATTLE OF BRITAIN" CLASS LOCOMOTIVE "WINSTON CHURCHILL" with crew and Tender.

# Locomotive Kits & Accessories



## EM2 Assembly Pack




### R.388 EM2 LOCOMOTIVE.

Supplied complete with screwdriver, the only tool you need. No previous experience is needed to assemble this model and building it will help you to understand how the locomotive operates and will stimulate your interest in engineering.

## Princess Assembly Pack



**R.386 4-6-2 LOCOMOTIVE "PRINCESS ELIZABETH"** with crew and Tender. Build your own working model of this Express Locomotive with authentic factory-finished Tri-ang Hornby parts! All motor parts are ready wired and pre-soldered. Just assemble, with screwdriver included in the pack.



## Hymek Assembly Pack



### R.396 HYMEK B-B DIESEL HYDRAULIC LOCOMOTIVE.

The Kit includes sufficient completely finished parts for you to assemble into a replica of this modern B.R. Diesel Locomotive. Fully detailed instructions and screwdriver are included and no expert knowledge is required.



**R.297 POWER CLEAN BRUSH.** Plugs into track to make locomotive wheels revolve while brush simultaneously removes dirt.



**R.281 5 TRAIN FIGURES.** Driver, Fireman, Motorman and 2 Guards.

**R.413 LOCOMOTIVE CREW.** Available for your older Locomotives.

**SMOKE**



**R.521 CAPSULE OF SMOKE OIL.** Locomotives with SynchronSmoke are supplied complete with one capsule.




# Heavy Diecast Metal Locomotives

## Built for **Tri-ang** *HORNBY* by **WRENN**


These superb heavy locomotives have fine body detailing, individual hand-rails and nickelled tyres on their driving wheels. Operating from 12 volts D.C. they are each fitted with a Tri-ang Hornby coupling.

**W.2221** 4-6-0 CASTLE CLASS 7P LOCOMOTIVE  
"CARDIFF CASTLE" with Tender.



**W.2224**  
2-8-0  
CLASS 8F  
LOCOMOTIVE  
with Tender.

**W.2226**  
4-6-2 DUCHESS  
CLASS 8P  
LOCOMOTIVE  
"CITY OF LONDON"  
with Tender.




**W.2218**  
2-6-4  
CLASS 4 MT  
TANK LOCOMOTIVE.

**W.2235**  
4-6-2  
WEST COUNTRY  
CLASS 7P5F  
LOCOMOTIVE  
"BARNSTAPLE"  
with Tender.






**R.722 INTER-CITY 2nd CLASS COACH** complete with Operating Interior Lights and seating. Lights operate directly from the track, no batteries being required.




**R.226 UTILITY VAN** with twelve opening doors. New British Rail Livery.



**R.228 PULLMAN 1st CLASS CAR** with seats and tables.



**R.328 PULLMAN BRAKE 2nd CLASS CAR** with seats and tables.




**R.339 2nd CLASS SLEEPING CAR.** New British Rail Livery.




**R.422 MAROON COMPOSITE COACH** with Seating.




**R.423 MAROON BRAKE 2nd CLASS COACH** with seating.




**R.425 FULL PARCELS BRAKE COACH.** New British Rail Livery.



**R.426 PULLMAN PARLOUR CAR** with seating. Suitable for adding to Diesel Pullman train. New British Rail Livery.






**R.444CN CANADIAN NATIONAL PASSENGER CAR** with seating.



**R.445CN CANADIAN NATIONAL OBSERVATION CAR** with seating.



**R.402 OPERATING ROYAL MAIL COACH** SET in the New British Rail Livery. Pick up hook, Receiving Bin and Operating Ramps CLIP-FIT to track. As coach passes hook, a mailbag is automatically loaded and remains in coach until unloaded at receiving bin. A mechanical accessory—no wiring required.



Choose the coach with the authentic British Rail Livery to suit your own locomotive! Diesel and electric locomotives will be seen with the new blue and grey coaches, whilst steam locomotives should haul a train of maroon or green coloured coaching stock.



**R.723 INTER-CITY BRAKE 1st COACH** complete with Operating Interior Lights and seating. Lights operate directly from the track no batteries being required.



**R.622 GREEN COMPOSITE COACH** with seating.




**R.623 GREEN BRAKE 2nd CLASS COACH** with seating.



**R.727 COMPOSITE COACH** with interior fittings. New British Rail Livery.



**R.728 BRAKE 2nd CLASS COACH** with seating. New British Rail Livery.



**R.729 BUFFET CAR** with interior fittings. New British Rail Livery.


## Coach Assembly Packs



**R.730 COMPOSITE COACH**

**R.731 2nd CLASS BRAKE COACH**


**R.732 BUFFET COACH**




**R.284 5 COACH FIGURES.** Attendant, 2 Men and 2 Women.

Build your own coaches in New British Rail Livery with only the aid of a screwdriver. Each pack contains sufficient parts to make a finely detailed coach complete with interior. Step-by-step assembly instructions included.

# Wagons & Vans




R.10 OPEN WAGON.




R.11 B.R. VENTILATED VAN with opening doors.




R.12 "SHELL B.P." PETROL WAGON.




R.17 FLAT WAGON with MINIX Car Load.



R.18 CABLE DRUM WAGON.




R.112 GOODS WAGON with drop doors.



R.123 HORSE BOX.




R.124 W.R. BRAKE VAN.



R.344 TRACK CLEANING CAR in B.R. Olive Green.


**NEW!**



R.668 "BOWATERS" CHINA CLAY SLURRY WAGON.




R.349 BOGIE CHLORINE TANK WAGON.




R.348 GIRAFFE CAR. Watch the way Georgina ducks to save hitting her head on bridges.


**NEW!**



R.214 HOPPER WAGON.





R.578 HORSE BOX CONVERTER WAGON.



R.577 GOODS WAGON CONVERTER WAGON.

These converter wagons are fitted with a Tri-ang coupling one end and a Hornby Dublo at the other, allowing passenger or goods trains of mixed Tri-ang Hornby Dublo stock to be run together on your layout.

R.127 OPERATING CRANE TRUCK. Lifting, rising, rotating jib.




## Crane Assembly Pack


R.385 OPERATING CRANE TRUCK AND MATCH TRUCK. Completed crane has lifting, rising and rotating jib.




**R.342 CAR TRANSPORTER.** Complete with six scale model MINIX cars. Each car has windows and gleaming chrome trim.



**R.345 SIDE TIPPING FLAT CAR.** As car passes collecting bin, the carrying frame automatically tilts and logs roll off into bin.




**R.14 FISH VAN.**




**R.15 MILK WAGON.**



**R.16 GUARDS VAN.**



**R.113 GOODS WAGON** with drop sides.




**R.117CN OIL TANKER CAR.**



**R.122 CATTLE WAGON.**




**R.235 PULP WOOD CAR.**



**R.243 MINERAL WAGON.**



**R.340 THREE CONTAINERS WAGON.**




**R.564 "BLUE CIRCLE" CEMENT WAGON.**



**R.561 "TRI-ANG" CONTAINER WAGON.**




**R.649 "VAT 69" BULK GRAIN WAGON.**




**R.648 "JOHNNIE WALKER" BULK GRAIN WAGON.**



**R.563 BOGIE BOLSTER WAGON** with 3 MINIX Ford Vans.

  
 See  
**Freightliner**  
 stock on pages 2 & 3

**NEW!**



**R.666 B.R. CARTIC CAR CARRIER.** Complete with 16 multi-coloured scale model MINIX cars.